



**CAPACITOR
COMPETENCE**
since 1958

VOLTAGE PROOF ON THE HIGHEST LEVEL

200V Conductive Polymer Aluminium Electrolytic Capacitors

Technical paper by Dr. Arne Albertsen



ENGINEERED SOLUTIONS

JIANGHAI EUROPE
Electronic Components GmbH

Voltage Proof on the Highest Level

200 V Conductive Polymer Aluminum Electrolytic Capacitors

Dr. Arne Albertsen, Jianghai Europe Electronic Components GmbH

Introduction

The achievements of the semiconductor industry set trends in current and future electronic devices: they are characterized by lower power consumption, lower operating voltages in the control circuits, miniaturization, and higher clock frequencies. However, these trends do also require capacitors in the power supply that can cope with higher current loads while at the same time the available volume is decreasing [1, 2].

Under these conditions, conductive solid polymer aluminum electrolytic capacitors offer advantageous solutions, for example in power supplies, energy management, motherboards, and other applications with high current demand. A common feature of these applications is the demand for ultra-low ESR values of the capacitors.

In recent years, the rated voltage range of commercially available polymer aluminum electrolytic capacitors has been increased through improvements of the electrically conductive polymers and the optimization of the process steps in the production. Jianghai succeeded through intensive research and development to produce a new series of polymer aluminum electrolytic capacitors with an unprecedented rated voltage range of up to 200 V. Thus, further fields of application, such as automotive electronics, industrial automation, LED ballasts, telecom infrastructure and white goods can now make use of this advanced capacitor technology.

Construction of polymer aluminum electrolytic capacitors

The construction of solid conductive polymer aluminum electrolytic capacitors is similar to wet aluminum electrolytic capacitors [1, 2].

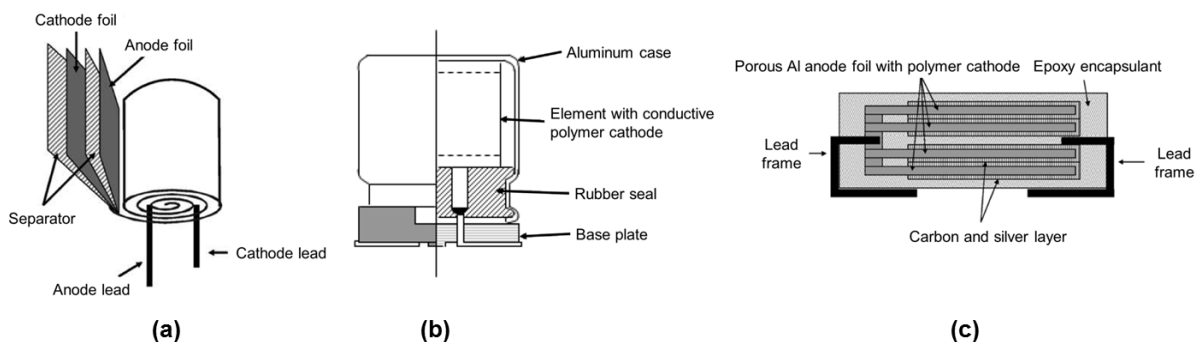


Fig. 1: Construction of (a) radial leaded, (b) radial SMD, and (c) SMD stacked polymer aluminum electrolytic capacitors

The main difference between the two technologies is the electrolyte. While the "classic" aluminum electrolyte capacitors contain a liquid electrolyte as cathode connection to the roughened and formed surface of the aluminum anode, polymer electrolyte capacitors utilize a solid electrolyte, i.e. an electrically conducting plastic.

In particular, the wound cell type (both for radial leaded and surface-mount electrolytic capacitors) and the stacked design (for SMD Capacitors) are commonly found in the market (fig. 1).

Electrically conducting plastics

Plastics or polymers are lightweight, durable and they can be processed easily. They are used in many applications as an alternative to traditional materials. But, as most plastics are insulators, they cannot be used like metals or semiconductors to conduct any electrical current [4].

In 1977, a team led by Hideki Shirakawa produced a shiny plastic film by the accidental overdose of a catalyst. Surprisingly, this film allowed for an electrical current flow. Together, Alan G. Mac Diarmid, Alan J. Heeger and Hideki Shirakawa explored the fundamentals of this phenomenon and were awarded the Nobel Prize for Chemistry in 2000 [9].

While metals and semiconductors have relatively close adjacent so-called energy bands, regular plastics have energy bands so far apart from each other that a current flow is impossible under normal conditions [4] (fig. 2).

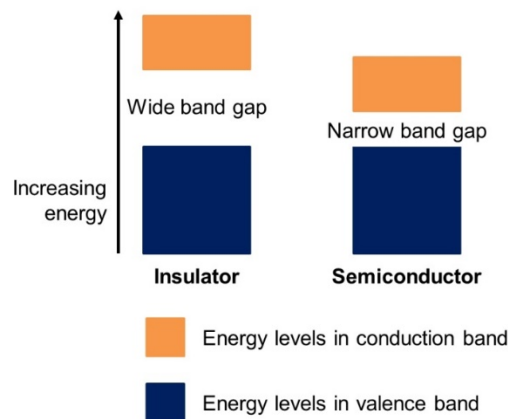


Fig. 2: Simplified representation of the energy bands for different materials [9]

An exception is the group of "conjugated polymers", which involves alternating single and double bonds such as plastics with extended π electron systems. The p-electrons are not tied to a single molecule, but they are rather characterized by a high mobility along the molecule chain. Through the conjugation of many p-electrons, a wide band of highest occupied molecular orbital (valence band) and the lowest unoccupied molecular orbital (conduction band) is formed in the plastic molecule chain.

The electrical conductivity of conjugated polymers is called intrinsic conductivity, and it is initially quite low. Through the generation of positive particles, e.g. by (electro-) chemical oxidation, the conductivity can be increased considerably (fig. 3). This process is also known as doping, while this is not comparable to the doping (of few) foreign atoms in the semiconductor process.

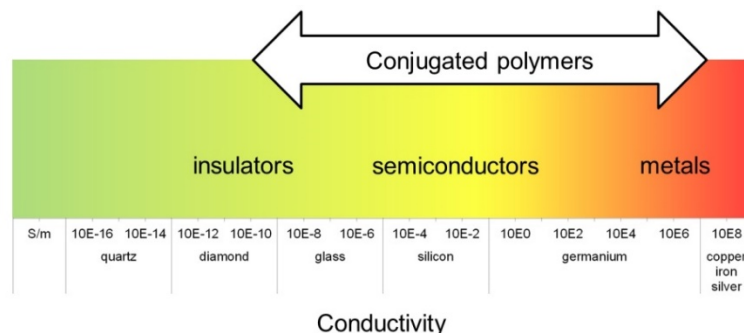


Abb. 3: Conductivity of some materials as compared to conjugated polymers [9]

Initially, the electrical conductivity merely exists within the polymer chains. In order to enable the whole material to conduct an electrical current, the ends of the polymer chains need to be close enough to each other to allow the electrons to jump from one polymer chain to the next [9].

The sensitivity of many polymers to elevated temperatures, atmospheric oxygen and moisture is a major challenge in the development of intrinsically conductive polymers for use in electronic components [5]. Table 1 shows the typical electrical conductivity of cathode materials for aluminum electrolytic capacitors.


| Electrical Conductivity of the Electrolyte in S/cm | | Cathode Material | Conduction Mechanism | Heat Resistance |
|---|------|----------------------|-----------------------|---------------------------------------|
|  | high | PEDOT | Electronic Conduction | Pyrolysis above approx. 350 °C |
| | 10 | Polypyrrole | Electronic Conduction | Pyrolysis above approx. 300 °C |
| | 1 | TCNQ | Electronic Conduction | Pyrolysis above approx. 200 ~ 240 °C |
| | 0,1 | MnO ₂ | Electronic Conduction | Phase Transition at approx. 500 °C |
| low | 0,01 | Electrolyte Solution | Ion Conduction | Boiling Point at approx. 160 ~ 190 °C |

Table 1: Electrical conductivity of some cathode materials (typical values)

More stable polymers on the basis of thiophene, pyrrole and aniline are found in various technical applications, while a combination of poly-3,4ethylenedioxythiophene and polystyrolesulfonicacid proved to be especially advantageous [4].

The short name of this substance is "PEDOT:PSS" and this material combines high conductivity, very good transparency in the visible range, thermal stability, mechanical flexibility and above all a very good solubility in water. Its characteristics allow this conductive polymer to be used as a transparent electrode material in a variety of many (opto-) electronic components, such as solar cells, light-emitting diodes, liquid crystal displays, or touch panel displays [6].

The particular challenge when using PEDOT:PSS as cathode material in an electrolytic capacitor is to ensure a complete coverage of the highly roughened (etched) surface of the anode foil (fig. 4).

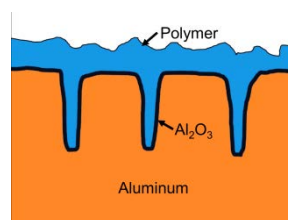


Fig. 4: Cross-section of the anode of a polymer alu e-cap (simplified)

The manufacturers use two alternative methods to achieve this: (1) the *in-situ* polymerization and (2) the impregnation with a pre-fabricated polymer dispersion.

The older method of *in-situ* polymerization has some disadvantages, such as high consumption of the EDOT monomer, longer production time by necessary repetition of the polymerization process step, defect formation on the dielectric and a limitation of the dielectric breakdown voltage strength to values less than 50V (fig. 5). For comparison: "wet" aluminum electrolytic capacitors can achieve dielectric breakdown voltage strengths in the range up to 750V [3].

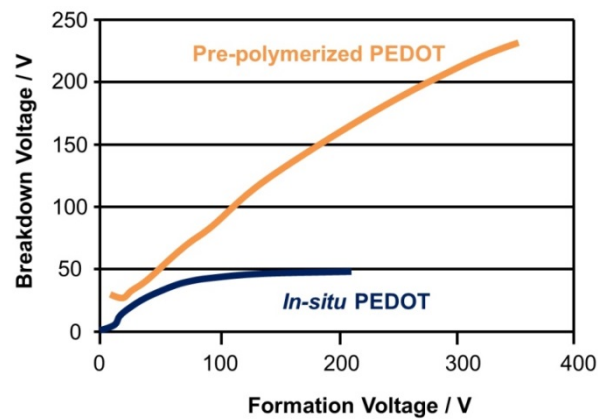


Fig. 5: Process-dependency of the dielectric breakdown voltage [12]

The higher costs in connection with the limited voltage proof with the *in-situ* process motivated extensive research activities for the development of electrically conductive polymer dispersions. Today, PEDOT:PSS dispersions with a mean particle size of 30 nm and high electrical conductivity in the range 500 S/cm are commercially available [5]. Recent articles report that electrical conductivity values in the range from 1000 S/cm up to over 3000 S/cm can be achieved by using specific solvent mixtures and an optimized temperature control during the processing [6, 7].

Jianghai has developed a patent-pending formulation for such nano-dispersed polymer solutions that enable rated voltages up to 200 V at high conductivity. Figure 6 shows the manufacturing process of polymer aluminum electrolytic capacitors. The formation before the impregnation is necessary because a later self-healing of defects in the dielectric layer is not possible due to the absence of liquid electrolyte. The defects in the dielectric are caused for example by slitting the mother rolls of anode material to the required width, by the riveted connections between anode foil and connecting tabs, as well as by the winding of the capacitor cell.

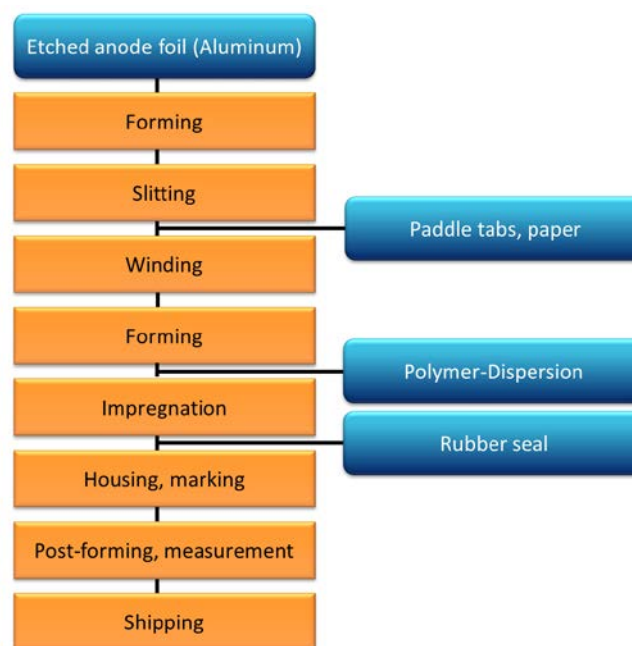


Fig. 6: Manufacturing process of polymer aluminum electrolytic capacitors

Properties of polymer aluminum electrolytic capacitors

Due to the high electrical conductivity of solid polymer electrolyte system aluminum electrolytic capacitors, polymer e-caps offer small capacitance changes (fig. 7a) and very low, almost constant ESR values (fig. 7b) across the entire operating temperature range. The superior electron conductivity in the polymer provides a high current-carrying capability at minimal self-heating.

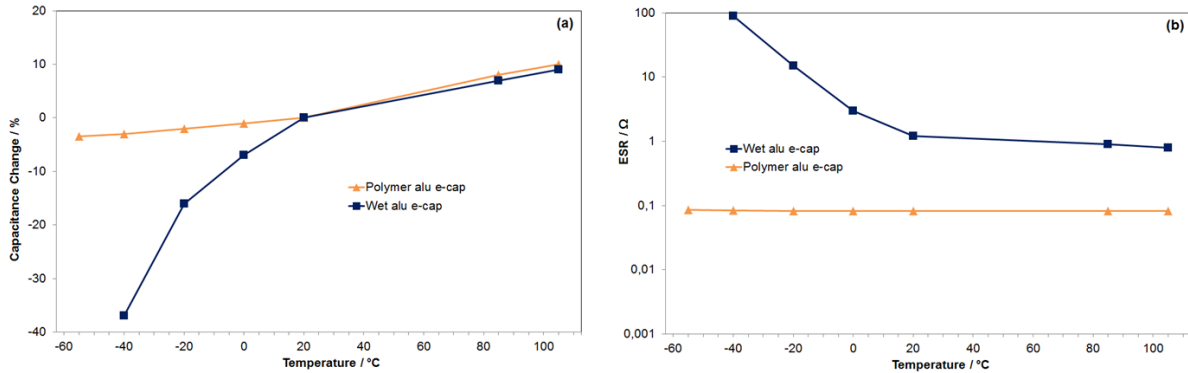


Fig. 7: Temperature dependency of capacitance (a) and ESR (b)

As the solid electrolyte cannot evaporate, only temperature-induced changes in material (and thus changes of the conductivity) limit the operating life.

In case of a local overheating due to a dielectric breakdown in the aluminum oxide, the polymer film reduces its conductivity as a result of the high temperature and thus electrically isolates the defect site in best case. This effect can be called "self-healing" and reminds on film capacitors.

Missing gas formation complement the range of benefits of this capacitor technology, and its excellent frequency response is similar to the film capacitor (fig. 8).

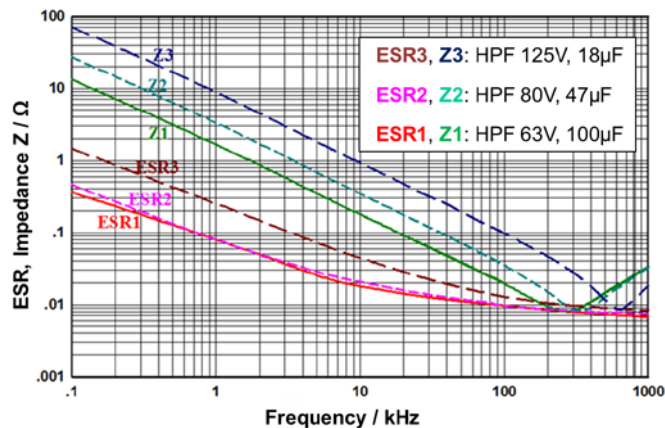


Fig. 8: ESR and impedance vs. frequency of some polymer aluminum electrolytic capacitors

Lifetime of polymer aluminum electrolytic capacitors

As shown in table 1, the solid polymer electrolyte has a much higher electrical conductivity than any liquid electrolyte. Hence, the lifetime of polymer capacitors does not follow the traditional Arrhenius equation: instead of a doubling of life at 10 K temperature drop [1], we see a tenfold increase in lifetime at 20 K temperature decrease (equation 1).

Various definitions of lifetime can be found from literature, yet in most cases they do not take the self-heating due to the actually applied ripple current into account, similar to an endurance test with no ripple applied. Jianghai proposes an enhanced lifetime model that includes the effect of the actually applied ripple current on capacitor life. The estimation results of this model do closely approach the conditions in the real application. The operational lifetime L_0 must not be confused with the endurance lifetime (without ripple current). To distinguish the two different lifetimes, Jianghai designates the endurance lifetime L_e .

$$L = L_0 \cdot 10^{\frac{T_0 - T_A + 20 K \cdot \left[1 - \left(\frac{I_A}{I_R}\right)^2\right]}{20 K}} \quad (1)$$

The main factors that influence the lifetime L of a polymer aluminum electrolytic capacitor are the ambient temperature T_A , the upper category temperature T_0 , the self-heating due to the actually applied ripple current I_A in relation to the rated ripple I_R , and the operational lifetime L_0 at T_0 and I_R . Fig. 9 shows the superior lifetime performance of a polymer aluminum electrolytic capacitor at different ambient temperatures compared to a wet aluminum electrolytic capacitor (no ripple current applied).

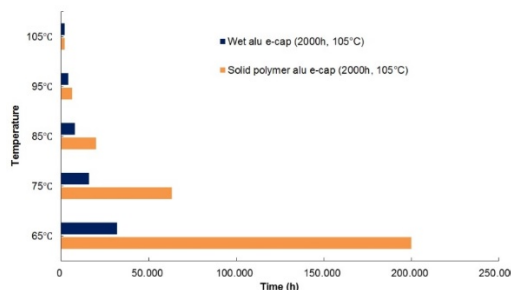


Fig. 9: Lifetime as a function of the ambient temperature for aluminum electrolytic capacitors with wet electrolyte (blue) and for polymer aluminum electrolytic capacitors (orange)

The aging mechanism of electrically conductive polymers is the subject of current research. Some groups [8, 10] examined particularly thin polymer films, because these are of great commercial importance due to their use in displays and solar panels. It is believed that under the influence of higher temperatures, the ionic bonds between PEDOT and PSS break up and form conductive "grains" of oligomers of PEDOT:PSS – this decreases then the observed electrical conductivity.

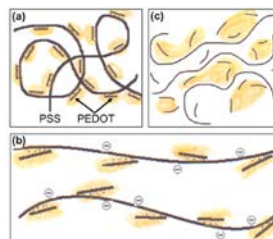


Fig. 10: Illustration of a proposed aging process for conductive polymers (from [10])

Figure 10 illustrates this potential effect of increased temperature on the initially disordered PEDOT:PSS "tangle" of long polymer chains (a), that first unfolds and breaks into short chain- structures (b) until it is finally taking on a "grain" structure (c) [10].

Standardization

The conditions for the tests and measurements of the electrical parameters of electrolytic capacitors with solid conducting polymer electrolyte are laid down in the generic specification IEC 60384-1 "Fixed capacitors for use in electronic equipment" as well as in the sectional specifications IEC 60384-25 "Surface mount fixed aluminum electrolytic capacitor with conductive polymer solid electrolyte" and IEC 60384-26 "Fixed aluminum electrolytic capacitors with conductive polymer solid electrolyte".

Summary

Modern electronics design requires compact capacitors with very low ESR values and high ripple current capability in connection with long lifetime. New polymer aluminum electrolytic capacitors from Jianghai offer unprecedented rated voltages ranging up to 200 V. This facilitates solutions for a variety of applications, e.g. in automotive electronics and industrial automation, LED ballasts and telecom infrastructure, and for white goods.

The applicability of polymer aluminum electrolytic capacitors depends on the individual case and its respective application requirements. Therefore, an intensive project support for each application by the electrolytic capacitor manufacturer is strongly advised.

Literature

- [1] Albertsen, A., Lebe lang und in Frieden! Hilfsmittel für eine praxisnahe Elko-Lebensdauerabschätzung, *Elektronik Components* 2009, 22-28 (2009)
- [2] Albertsen, A., Auf eine sichere Bank setzen – Zuverlässigkeit von Elektrolytkondensatoren, *Elektronik Components* 2010, 14-17 (2010)
- [3] Albertsen, A., Gebührenden Abstand einhalten! – Spannungsfestigkeitsbetrachtungen bei Elektrolytkondensatoren, *Elektronik Power*, 54-57 (2011)
- [4] Bayer AG: Baytron P® – Tor zu einer neuen Polymer-Generation, Pressemitteilung (16.01.2001)
- [5] Elschner, A., Kirchmeyer, St., Lövenich, W., Merker, U., Reuter, K.: PEDOT - Principles and Applications of an Intrinsically Conductive Polymer, CRC Press (2011)
- [6] Park, H., Ko, S., Park, J., Kim, J.Y. & Song, H.: Redox-active charge carriers of conducting polymers as a tuner of conductivity and its potential window. *Sci. Rep.* 3, 2454; DOI:10.1038/srep02454 (2013)
- [7] Pecher, J., Mecking, S.: Nanoparticles of Conjugated Polymers, *Chemical Reviews* 110, 10, 6260-6279 (2010)
- [8] Stöcker, T., Köhler, A., Moos, R.: Why Does the Electrical Conductivity in PEDOT:PSS Decrease with PSS Content? A Study Combining Thermoelectric Measurements with Impedance Spectroscopy, *JOURNAL OF POLYMER SCIENCE PART B: POLYMER PHYSICS* 50, 976–983 (2012)
- [9] The Royal Swedish Academy of Sciences: The Nobel Prize in Chemistry, 2000: Conductive Polymers, Advanced Information, Stockholm (2000)
- [10] Vitoratos, E., Sakkopoulos, S., Dalas, E., Paliatsas, N., Karageorgopoulos, D., Petraki, F., Kennou, S., Choulis, S.A.: Thermal degradation mechanisms of PEDOT:PSS, *Organic Electronics* 10, 61–66 (2009)
- [11] Yamauchi, D.: Latest Technological Trends for Conductive Polymer Aluminum Solid Electrolytic Capacitors, Engineering Dept., Nichicon (Fukui) Corp. (07.11.2012)
- [12] Young, J.: High Voltage Polymer and Tantalum Capacitors, Industrial Session 1.3 “Advances in Capacitors and Ultracapacitors for Power Electronics” in: Proceedings of the 2013 Twenty-Eighth Annual IEEE Applied Power Electronics Conference and Exposition (APEC 2013) held at Long Beach, California (March 17-21, 2013)

Company Profile

Jianghai Europe Electronic Components GmbH, with headquarters and warehouse in Krefeld and Kempen, Germany, supports the European customers of Nantong Jianghai Capacitor Co., Ltd. (Jianghai) in Nantong, China. Jianghai was founded in 1958. While Jianghai initially developed and produced specialty chemical products (such as electrolyte systems), since 1970 it started the design and production of aluminum electrolytic capacitors. Today, etched and formed electrolytic capacitor anode foil, polymer, double layer and lithium-ion capacitors complement the product portfolio. Jianghai is the largest Chinese manufacturer of electrolytic capacitors and one of the three leading manufacturers of snap-in and screw terminal type capacitors in the world.

Author



Dr. Arne Albertsen studied physics focusing on applied physics at the University of Kiel. He earned diploma (1992) and PhD (1994) degrees on the measurement and analysis of current-time-series of ion channels in biological membranes. In industry, he worked in various areas of environmental and process engineering plant construction. Since 2001, he is dedicated to the marketing and sales of passive and discrete active components for leading companies like Vishay and KOA. Since November 2008, he is responsible as Senior Sales Manager for several European key account customers of Jianghai Europe Electronic Components GmbH (Krefeld). The focus of Dr. Albertsen is the design-in and application support for capacitors in professional industrial applications. Since 2011, Dr. Albertsen volunteers as an expert for electrolytic capacitors and Deputy Chairman in the standardization body "K611" of the DKE in DIN and VDE.

www.jianghai-europe.com

a.albertsen@jianghai-europe.com